

# SUBMITTAL: AMBASSADOR STEEL FIRE EXTINGUISHER CABINETS

The Ambassador Series is a Durable, Attractive Steel Cabinet with Powder-coat Finish that Stands up to Conditions in Commercial Buildings.

**Door & Trim Construction:** Cold rolled steel with white powder-coated finish standard. Flush cabinet doors with a 5/8" door stop are attached by a continuous hinge and equipped with zinc-plated handle and roller catch. All models have 1-3/4" trim on face and door.

**Trim Style & Depth:** Recessed 3/8" flat trim, Recessed Trimless (install before drywall), Semi Recessed - 1-1/4", 1-1/2" Square Edge or 2-1/2", 3", 4", 4-1/2" Rolled Edge (4" has recessed ADAC pull). Surface-mount models have a square edge or optional rolled edge upon request.

**Tub:** The tub is constructed of cold rolled steel with white powder-coat finish standard.

**Fire-Rated Option Available:** Yes - [See separate Submittal Form.](#)

**STEP 1: SELECT MODEL NUMBER AND QUANTITY ON CHART** (refer to chart on pg 2)

- A. Determine Trim Style according to wall depth.
- B. Determine Tub I.D. according to size most suited for extinguisher and wall opening.

**STEP 2: SELECT DOOR STYLE WITH HANDLE**

- F** Full Glazing
- G** Full Glazing with SAF-T-LOK™
- D** Horizontal Duo Panel
- E** Horizontal Dual Panel with SAF-T-LOK™
- S21** Solid Door

Check one box below Examples on Page 2

- L22** Solid with SAF-T-LOK™
- L24** Solid with Cylinder Lock - No Handle
- V** Vertical Duo
- W** Vertical Duo with SAF-T-LOK™
- B** Solid with Small View Window & Safety Lock

**STEP 3: SELECT DOOR GLAZING**

(Check one box below)

- 10** Clear Acrylic
- 13** Clear Wire Glass
- 15** Bronze Acrylic
- 16** Gray Acrylic
- 17** Clear Tempered Glass
- 18** Laminated Safety Glass

**STEP 4: OPTIONAL FEATURES AT ADDED COST (SELECT ANY)**

- Optional Tub Color: \_\_\_ Black \_\_\_ Red
- Futura "Fire" Pull \_\_\_ Mill Alum \_\_\_ Red \_\_\_ White
- ADAC Flush Pull Handle
- Polished Chrome Lever Handle (P6)
- Optional Colors:** \_\_\_ Red \_\_\_ Black \_\_\_ Flat Black \_\_\_ Sand \_\_\_ AMS Beige \_\_\_ SC Flat Beige \_\_\_ Gray Primer \_\_\_ Bronze \_\_\_ Satin Aluminum
- Black Vertical FE Letters **LDCVBFE**
- Red Vertical FE Letters **LDCVRFE**
- White Vertical FE Letters **LDCVWFE**
- Black Horizontal FE Letters **LDCHBFE**
- Red Horizontal FE Letters **LDCHRFE**
- White Horizontal FE Letters **LDCHWFE**
- Black Vertical Decal **LDVBFDE**
- Red Vertical Decal **LDVRFE**
- White Vertical Decal **LDVWFE**
- Black Horizontal Decal **LDHBFDE**
- Red Horizontal Decal **LDHRFE**
- White Horizontal Decal **LDHWFE**
- (CA)** Commander Alarm
- (BA)** Brigadier Alarm
- (SA)** Strobe Alarm (Surface Mount Models)
- Etched or Engraved Lettering in Glass or Metal
- Rolled Edge Surface Mount


**For More Information on Options See Other Submittals:** Decals & Die Cuts & Wall Signs, Handles & Levers, Custom Colors



**1017V10  
3" Rolled Trim**



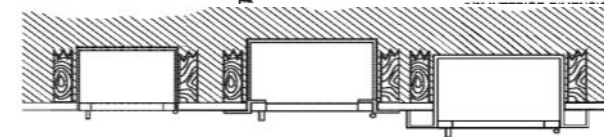
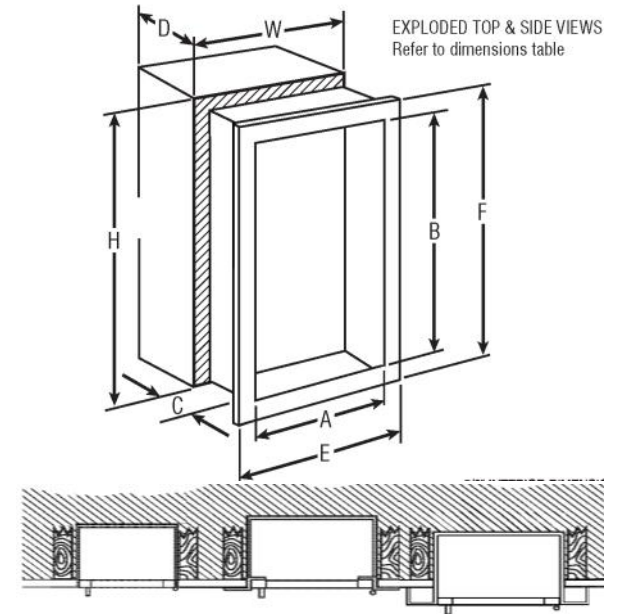
**1816F10  
1-1/2" Square Trim  
Semi-Recessed**

 <b>ACTIVAR</b> INC. <small>www.activarcpg.com</small> Construction Products Group	Distributor:	Quantity:
	Contractor:	Approved By:
	Model #:	Architect:
	Project:	Date:

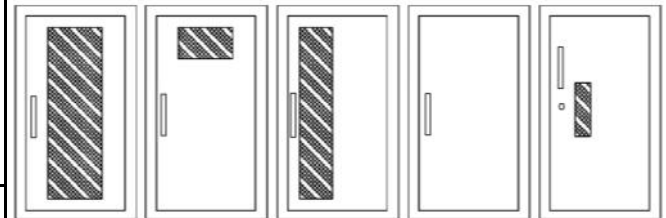
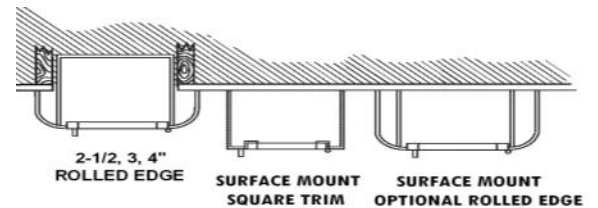
**HEADQUARTERS & CUSTOMER SERVICE:** 4450 WEST 78<sup>TH</sup> ST CIRCLE, BLOOMINGTON, MN 55435-5416 **PH:** 800-554-6077 **FAX:** 952-835-2218 **EMAIL:** SALES@JLINDUSTRIES.COM WWW.ACTIVARCPG.COM  
**ACPG SOUTHEAST (THOMAS ENTERPRISES):** FT MEYERS, FL **ACPG WEST COAST (SAMSON):** COMMERCE, CA **WAREHOUSES:** DALLAS TX, LANCASTER PA, ATLANTA GA, CHICAGO, IL, SEATTLE WA 6-2-2011

# SUBMITTAL: AMBASSADOR STEEL FIRE EXTINGUISHER CABINETS

TRIM & DOOR SERIES #			Tub I.D.			Frame O.D.		Wall Opening			Extinguisher
QTY	Model	Trim Style	A	B	C	E	F	W	H	D	
	8114	Trimless	9	18	5 1/2	9 1/4	18 1/4	9 1/2	18 1/2	5 3/4	Cosmic 2 1/2e, 5e, 5x Galaxy 2 1/2, 5, 5 1/2 Mercury 2 1/2, 5
	8115	Flat trim	9	18	5 1/2	12 3/8	21 3/8	10	19	5 1/2	
	8116	1 1/2 Square	9	18	5 1/2	12 3/8	21 3/8	10	19	4	
	8117	2 1/2 Rolled	9	18	5 1/2	12 3/8	21 3/8	10	19	3 1/8	
	8113	Surf. Mtd Sq	12 3/16	21 3/16	6	12 3/8	21 3/8	--	--	--	
	1710	2-1/2 Square	10 1/2	24	5	13 7/8	27 3/8	11 1/2	25	2 3/4	Cosmic 2 1/2e, 5e, 5x Galaxy 2 1/2, 5, 5 1/2 Mercury 2 1/2, 5
	<b>1815</b>	Flat trim	10 1/2	24	5 1/2	13 7/8	27 3/8	11 1/2	25	5 1/2	
	<b>1816</b>	1 1/2 Square	10 1/2	24	5 1/2	13 7/8	27 3/8	11 1/2	25	4	
	<b>1817</b>	3 Rolled	10 1/2	24	5 1/2	13 7/8	27 3/8	11 1/2	25	2 5/8	
	1812	4 Rolled/ADA Pull	10 1/2	24	5 1/2	13 7/8	27 3/8	11 1/2	25	1 5/8	
	<b>1818</b>	4 1/2 Rolled	10 1/2	24	5 1/2	13 7/8	27 3/8	11 1/2	25	1 1/8	Cosmic 2 1/2e, 5e, 5x, 6e, 10e Galaxy 2 1/2, 5, 5 1/2, 6, 10 Sentinel 5 Mercury 2 1/2, 5
	1014	Trimless	10 1/2	24	6	10 3/4	24 1/4	11	24 1/2	6 1/4	
	1015	Flat trim	10 1/2	24	6	13 7/8	27 3/8	11 1/2	25	6	
	1016	1 1/2 Square	10 1/2	24	6	13 7/8	27 3/8	11 1/2	25	4 5/8	
	1017	3 Rolled	10 1/2	24	6	13 7/8	27 3/8	11 1/2	25	3 1/8	
	1012	4 Rolled/ADA Pull	10 1/2	24	6	13 7/8	27 3/8	11 1/2	25	2 1/8	Any Cosmic or Galaxy, Grenadier P, Sentinel 5, 10 any Mercury Any Saturn, 272
	<b>1018</b>	4 1/2 Rolled	10 1/2	24	6	13 7/8	27 3/8	11 1/2	25	1 5/8	
	<b>1013</b>	Surf Mtd. Sq	13 11/16	27 3/16	6 1/2	13 7/8	27 3/8	--	--	--	
	2014	Trimless	12	27	7 3/4	12 1/4	27 1/4	12 1/2	27 1/2	8	
	<b>2015</b>	Flat trim	12	27	7 3/4	15 3/8	30 3/8	13	28	7 7/8	
	2016	1 1/4 Square	12	27	7 3/4	15 3/8	30 3/8	13	28	6 3/4	Any Cosmic or Galaxy Grenadier P, Sentinel 5, 10, 15 Any Mercury any Saturn, 272
	2017	2 1/2 Rolled	12	27	7 3/4	15 3/8	30 3/8	13	28	5 1/2	
	2012	4 Rolled/ADA Pull	12	27	7 3/4	15 3/8	30 3/8	13	28	4	
	2018	4 1/2 Rolled	12	27	7 3/4	15 3/8	30 3/8	13	28	3 1/2	
	<b>2013</b>	Surf Mtd. Sq	15 3/16	30 3/16	8 1/4	15 3/8	30 3/8	--	--	--	
	3015	Flat trim	16	32	7 3/4	19 3/8	35 3/8	17	33	7 7/8	Two each of: any Cosmic, any Galaxy, Grenadier P, Sentinel 5, 10, any Mercury, any Saturn, 272
	3016	1 1/4 Square	16	32	7 3/4	19 3/8	35 3/8	17	33	6 3/4	
	3017	2 1/2 Rolled	16	32	7 3/4	19 3/8	35 3/8	17	33	5 1/2	
	3012	4 Rolled/ADA Pull	16	32	7 3/4	19 3/8	35 3/8	17	33	4	
	3018	4 1/2 Rolled	16	32	7 3/4	19 3/8	35 3/8	17	33	3 1/2	
	4015	Flat trim	20	27	7 3/4	23 3/8	30 3/8	21	28	7 7/8	Two each of: any Cosmic, any Galaxy, Grenadier P, Sentinel 5, 10, any Mercury, any Saturn, 272
	4016	1 1/4 Square	20	27	7 3/4	23 3/8	30 3/8	21	28	6 3/4	
	4017	2 1/2 Rolled	20	27	7 3/4	23 3/8	30 3/8	21	28	5 1/2	
	4012	4 Rolled/ADA Pull	20	27	7 3/4	23 3/8	30 3/8	21	28	4	
	4018	4 1/2 Rolled	20	27	7 3/4	23 3/8	30 3/8	21	28	3 1/2	
	4013	Surf Mtd. Sq	23 3/16	30 3/16	8 1/4	23 3/8	30 3/8	--	--	--	



TRIMLESS      3/8" (.9cm) FLAT TRIM      1-1/2" (3.8cm) SQUARE TRIM



- F - Full glass with pull handle
- G - Full glass with pull handle and Saf-T-Lok
- D - Horizontal duo panel with pull handle
- E - Horizontal duo panel with pull handle and Saf-T-Lok
- V - Vertical duo panel with pull handle
- W - Vertical duo panel with pull handle and Saf-T-Lok
- S21 - Solid with pull handle
- L22 - Solid with pull handle and Saf-T-Lok
- L24 - Solid with cylinder key lock and no handle
- B - Solid with pull handle, view window and Saf-T-Lok

Models shown in **Large Bold** above are available in several door styles for Quick Shipment. [See current Stock List.](#)

[VIEW ABOVE DOORS ONLINE](#)